




How to add Arabic to your keyboard

1. At the bottom right, select the time.
2. Select Settings  > Advanced.
3. Optional: To add another keyboard language, select Language > Add languages. Choose your language(s) and select Add.
4. In the "Languages and input" section, select Input method > Manage input methods.
5. Check the boxes next to the keyboard languages you'd like to use.
6. Select Back .
7. Select the keyboard language you want to use. You'll see "Enabled" listed under the current keyboard.
8. Optional: To see all your keyboard language options on your desktop, turn on Show input options in the shelf.



Switch between keyboard languages

If you have more than one keyboard language turned on, you'll see the language you're using next to your account photo.

1. At the bottom right, select the time.
2. Select your keyboard language .
3. Choose the keyboard language you want to use.


Note: You can also switch your language by pressing Ctrl + Shift + Space until you see the language you want. To switch back, press Ctrl + Space.

How to add Arabic to your keyboard

1. At the bottom right, select the time.
2. Select Settings  > Advanced.
3. Optional: To add another keyboard language, select Language > Add languages. Choose your language(s) and select Add.
4. In the "Languages and input" section, select Input method > Manage input methods.
5. Check the boxes next to the keyboard languages you'd like to use.
6. Select Back .
7. Select the keyboard language you want to use. You'll see "Enabled" listed under the current keyboard.
8. Optional: To see all your keyboard language options on your desktop, turn on Show input options in the shelf.

Switch between keyboard languages

If you have more than one keyboard language turned on, you'll see the language you're using next to your account photo.

1. At the bottom right, select the time.
2. Select your keyboard language .
3. Choose the keyboard language you want to use.

Note: You can also switch your language by pressing Ctrl + Shift + Space until you see the language you want. To switch back, press Ctrl + Space