







Performance Range		Novice	Date: APRIL 12,2019
Grade		11	TIME : 55 Minutes
Theme		HEALTHY FOODS	Topic VEGETABLES IN ARABIC
Essential Question		What are the precautions should we take to make sure that the vegetables are healthy and hygienic?	
STANDARDS		LESSON OBJECTIVES	
Communication and Culture		<i>Which modes of communication will be addressed?</i>	By the end of this period students are supposed to be able to: Identify some vegetables. Revise the question: what do you like? Work cooperatively and share ideas
		Interpersonal ✓	
		Interpretive ✓	
		Presentational ✓	
Materials -Resources-Technology		google slides-google classroom-quizlet-quizzes - word wall Interactive Activities	
Lesson Sequence	Minutes	Activity	
Entry Ticket	5	<div style="display: flex; justify-content: space-around; align-items: flex-start;"> <div style="background-color: yellow; padding: 5px; border: 1px solid black; text-align: center;"> ENTRY TICKET </div> <div style="background-color: orange; padding: 5px; border: 1px solid black; text-align: center;"> [5 MINUTES] </div> </div> <div style="display: flex; justify-content: space-around; margin-top: 10px;"> <div style="text-align: center;">  <p>ماذا تحب؟ -----</p> </div> <div style="text-align: center;">  <p>ماذا تحبين؟ -----</p> </div> </div>	

<p>Do Now Warm Up</p>	<p>5</p>	<h2>Do Now:5 Minutes</h2> <p>Write what you would say in the following situation: [Teacher initiates] I am your former (language) teacher. We happen to meet on a street in (city). I will start the conversation.</p> 
---------------------------	----------	--

<p>Provide Input</p>	<p>5</p>	 <p>1 ظماظم</p>  <p>2 خيار</p> 
----------------------	----------	--



بطاطس

3



خس

4



كرنب

5





بادنجان

6



7 فلفل



8 جزر








بطاطا 9






قرنبيط 10



بصل 11

		<p>Activity 1- 5 Minutes Listen and repeat</p> <p>Guess which word is next:</p>   <p>Random Name Picker!</p>
<p>Elicit Performance / Provide Feedback</p>	<p>5</p>	<p>Activity 5- 5 Minutes The rubber ball game</p>  <p>The teacher throws the rubber ball showing a flashcard slide of a certain vegetable</p> <p>The student who catches the ball says that vegetable and throws the ball to the another student and so on .If a student catches the ball and couldn't say that thing ,he is out.Until there is only one winner.the winner is given a prize.</p>
<p>Provide Input</p>	<p>10</p>	<p>ENJOY WATCHING THESE VIDEOS:</p>

		<h2>Activity 8 - 10 Minutes</h2>  <p>تعرف على الخضروات الرائعة واسمائها Learn Vegetable in Arabic</p> <p>Learning Arabic : The Vegetables Song - From Arabian Sinbad</p> <p>أنشودة الخضروات - vegetables song in arabic</p> <p>كليب الخضروات - vegetables قناة مرح - marah tv</p> <p>أغنية الخضار من مكوكي أغنية الخضار من مكوكي</p> <p>اناشيد الروضة - تعليم الاطفال - الخضار - بدون موسيقى - بدون إيقاع</p>
Elicit Performance / Provide Feedback	5	<h2>Activity 6- 5 Minutes</h2> <p>Elicit Performance / Provide Feedback</p>  <p>ماذا تحب؟ </p> <p>أنا أحب البصل </p> <p>ماذا تحبين؟ </p> <p>أنا أحب الخيار </p>
Elicit Performance / Provide Feedback	5	<h2>Activity 3- 5 Minutes</h2> <p>Elicit Performance / Provide Feedback</p>  <h1><u>INTERACTIVES</u></h1>  <p>Random wheel Spin the wheel to see which item comes up next.</p>

Elicit Performance / Provide Feedback	10	<p>Activity 7- 5 Minutes</p> <p>Practice on</p> <p><u>QUIZLET</u></p> 
EXIT TICKET	5	<p>EXIT TICKET-5 Minutes</p> <p>Today's Situation-</p> <p>[Teacher initiates] I am a new (language)- speaking exchange student in your school. I have to write a composition and am looking for a topic. You offer to help me. I will start the conversation.</p> 