




Colors
الألوان
al-alwan



Ms.Sabrin A.Gawwad Amien
LHS, Maine





الألوان

Objectives:

By the end of this unit, Ss will be able to:

- **Recognize the names of some colors in Arabic.**
- **Ask and answer about colors.**
- **ما هذا اللون؟**
- **Use the colors to describe objects in full sentences.**
- **Say their favorite colors. لوني المفضل هو..**

- 
- Learn & say some fruits & vegetables in Arabic
 - Use the colors to describe fruits & vegetables
 - Learn and use some Arabic adjectives about (shape- size- taste)
 - Use the colors & other adjectives to describe fruits & vegetables.
 - Fulfil some assessments that cover the unit.
 - Differentiate between the feminine & masculine adjective كبير/كبيره، أزرق/أزرقاء




أسود

/aswad/

أبيض
/abyyed/






أزرق
/azraq/

أحمر
/ahmar/







أصفر

/asfar/



أخضر
/akhdar/






أحمر



أصفر





أخضر




أزرق



أسود



أبيض



برتقالي



پتی





زھري



بنفسجی



رمادی





Watch these videos about colors

https://www.youtube.com/watch?v=8_4_F8EunRI

<https://www.youtube.com/watch?v=VAX9S8F8ao4>

ما لون الشمس؟



الشمس لونها أصفر ويرتقالي


ما لوتك المفضل؟



لوتني المفضل هو الأخضر.

حمراء

أحمر




صفراء

أصفر




خضراء

أخضر



زرقاء

أزرق




سوداء

أسود



بيضاء

أبيض



بِرْتَقَالِيَّة

بِرْتَقَالِي



بِنِيَّة

بِنِي




بِنْفَسْجِيَّة

بِنْفَسْجِي



زَهْرِيَّة

زَهْرِي




رَمَادِيَّة


رَمَادِي



بِيْج

بِيْج





كتاب أحمر



سيارة حمراء


Activity 4

Say the feminine form of the color before you hear it:

https://www.youtube.com/watch?v=LocumA_zl0c

Activity 1

Two students come to the board and the teacher says the words of the colors and each student try to point to the correct color faster than the other to win.




Activity 2

Work in pairs to ask and answer about the colors you like.

Activity 3

Game Time



The teacher divides the class into groups and gives each group eight colors. The teacher will say a color and see what is the first group to hold it up. The teacher repeats that many times and gives presents to the winner group.



شكرًا لكم