

Columbus Int. High School Arabic Lesson Plan

Teacher Mohamed Abouraya Grade level Arabic 1

Lesson title Telling the time

Step 1 – Desired Results

Standard Outcomes for Learning (ACTFL Standard 1.1) – Answer's the question, what should students know, understand, and be able to do as a result of the lesson?

1. The students will be able to review numbers from 1 to 12
2. The students will be able to ask and tell the time in Arabic.
What is the time, now? - It's nine
من فضلك ، كم الساعة الآن؟ - الساعة التاسعة
3. The students will be able to tell the time of their daily activities.
4. The students will be able to learn the words, (clock, watch, time, half, quarter, past, to, hour, minute, second)

Step 2 – Assessment Evidence

Performance task – What will students do to show what they have learned?

1. The students will say the numbers from 1 to 12
2. Students will ask and answer about the time they do some activities during the day.
3. The students will use the words learnt to express different times through their day.

Step 3 – Learning Plan

Learning activities - Answer's the question, how do I teach it?

1. Warm up:

I draw a big circle on the board asking students to elicit what we are going to have today.

2. Presentation:

- I start writing the numbers from 1 to 12 asking them to tell me the numbers in Arabic. Now, they know we will talk about telling the time.
- I draw the two hands (hour/minute) and start to tell the time.
- Now I present the question, “What’s the time, please?”
كم الساعة من فضلك؟

3. Practice:

- What time you do these activities

I give each student a worksheet where he/she write down what time they do these activities. They will draw the two hands and write the time. In this activity, I would go around as they may ask how to say certain times so that I can help them.













- Now, ask and answer

After they finish last activity, now they will ask and answer each other about the activities they do. Here, they practicing a conversational Arabic asking and telling the time.

What time do you do these things?

Draw hands on each clock and write the time you do these activities below the clocks. Answer the questions below in full sentences.

For example: "I get up at 6 a.m."

					
get up	go to school	have lunch	do homework	watch TV	go to bed
					
_____	_____	_____	_____	_____	_____

1. What time do you usually get up? _____
2. What time do you usually go to school? _____
3. What time do you usually have lunch? _____
4. What time do you usually do your homework? _____
5. What time do you usually watch TV? _____
6. What time do you usually go to bed? _____

Step 4 – Reflection

*What happened during my lesson? What did my students learn? How do I know?
What did I learn? How will I improve my lesson next time?*

-
-

At the end of the lesson,

I will teach them two proverbs that are famous in the Arab world,

“Time is gold”

الوقت من ذهب

“Time is like a sword. If you did not cut it, it will cut you.”

الوقت كالسيف إن لم تقطعه قطعك