





How to make a piggy lantern?

Step 1 Cut out the handle and the outline of the piggy along the dark lines.



Step 2 Fold the paper in half along the dotted line and cut up along each line (be careful not to cut all the way!)



Step 3 Unfold the paper, wrap it into a circle, and glue both ends together.



Step 4 Glue the handle on top.

